

PROFILES 19422




Complies with Americans with Disabilities Act

Base Specifications:

13"h x 6"w x 4"d
 04: LED - 8.4W (Dim w/ 0-10V dim system)
 Opal Acrylic Diffuser
 ADA

Notes:

Uplight mounting available*
 04 Lamping: Wattage and Lumens - Initial at the source
 Shown in: CL - Cloverleaf

19422	-	-	-	-	-
MODEL		PERF	FINISH		LAMPING
<p>*Modifications:</p> <input type="checkbox"/> Uplight mounting		<p>A1 - Angles</p>  <p>CL - Cloverleaf</p>  <p>RD - Round</p> 	<p>BA - Bronze Age BK - Black BP - Black Pearl CB - Cast Bronze CH - Chestnut CR - Chrome DI - Dark Iron EB - Empire Bronze MB - Medieval Bronze NB - New Brass SB - Smokey Brass SP - Satin Pewter SS - Smoked Silver</p>		<p>04: Dry / Damp LED - 8.4W - 1181 Lumens (Non-Dim or Dim w/ 0-10V Dim system) - Universal</p>
<p>Other Modifications:</p> <div style="border: 1px solid black; height: 100px; width: 100%;"></div>			DIFFUSER		COLOR TEMPERATURE / CRI
			<p>OA - Opal</p>		<input type="checkbox"/> 3000K (Standard) - CRI available upon request <input type="checkbox"/> 2700K - CRI available upon request <input type="checkbox"/> 3500K - CRI available upon request <input type="checkbox"/> 4000K - CRI available upon request

Project Name:
 Project Location:

Specifier Name:
 Specifier Location:

Quantity:
 Fixture Type: