


PANEL2X4D50W50-2PK

2X4 CRI 80 5000K 5000 Lumens LED Panel



The high performance Edge lit LED panel combine architectural form and versatility to make it an excellent choice for new construction or retrofit applications.

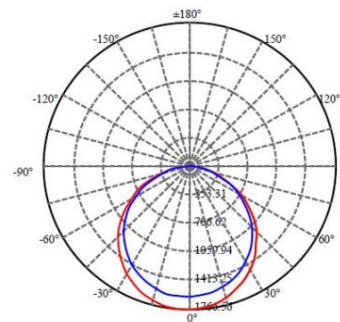
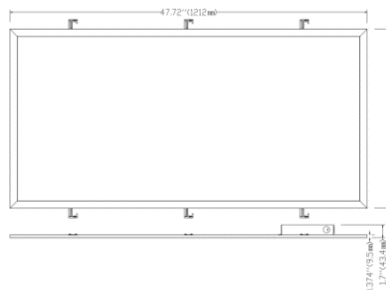
Performance

- LED Panel is designed to provide 50,000 hours of life
- 0-10V dimming (down to 5%)
- Energy-saving & Super bright, saving 75% energy compared with traditional troffer
- UL and DLC compliant, for use in damp locations



Construction

- Aluminum frame for excellent heat dissipation
- External driver for easy retrofit and maintenance



Installation

- The Edge lit led panel available install grid embedded, ceiling hanging
- Size: L47.72"(1212mm)*W23.74"(603mm)*H2.07"(53mm)



Specifications

Category	Panel Light		
Bulb Shape	Flat Panel		
Bulb Base Type	Integrated LED		
Bulb Base Finish	N/A		
Color Temperature	5000K		
Beam Angle	120°	Lamp Type	SMD LED
Finish	White	Dry/Wet/Damp	Damp
CRI	80	Energy Star	NO
Average Life (Hours)	50000	Power Factor	0.9
Estimated Yearly Energy Cost (11 ¢ /Kwh)	6.02	Current	1150mA
Life Based On 3Hrs/Day (Years)	45.66	Lumen/Watt	100
Product Length (Inch)	47.72	Warranty (Year)	5
Product Width (Inch)	23.74	DLC (Yes/No)	Yes
Product Height (Inch)	2.07	Input Voltage	120V
Product Extension (Inch)	N/A	Housing Material	Aluminum
Product Weight Per Unit (Lbs)	15	Lens	Acrylic
Dimmable	YES	Led Type	Epistar
Watts	50W		
Watt Equivalent	3X36W/3X40W Grille fluorescent		
Lumens	5000		
Certification (UL/ETL/FCC)	UL		