

R61527KBZ-12PK

CRI 90 2700K 1000 Lumens LED Retrofit

Direct LED replacement for 5”& 6” recessed incandescent.
Save 80% in energy costs – 15 watt LED versus 75 watt
BR20 – and eliminate multiple lamp replacements over
the 50,000 hour rated life.

Performance

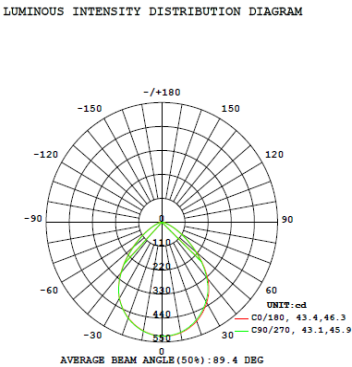
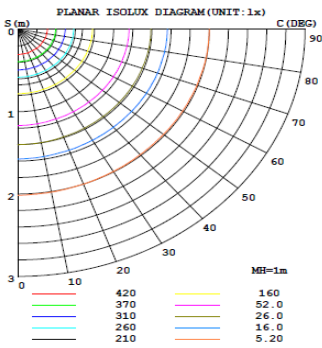
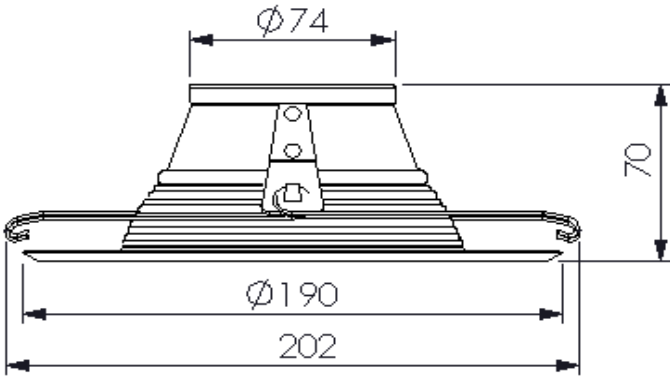

- Use with most 5”& 6” recessed cans
- Dimmable with most standard incandescent (triac) and low voltage electronic (ELV) dimmers for 5-100% light control
- Eliminate up to 14 lamps replacements - long life Hongli LEDs last up to 50,000 hours, compared to incandescent lamps with a rated life of 2,500 hours
- Energy Star and ETL compliant, for use in wet locations

Construction

- Aluminum trim ring with durable powder coat finish
- Polycarbonate lens diffuses light
- No LED DRIVER

Installation

- Recessed mount into 5”& 6” housing. Includes medium base socket adaptor for easy retrofitting in 5”& 6” recessed housings.



Specifications

Category	Retrofit	Individual Box Weight Per Unit (Lbs)	0.92
Shape	Round	Inner Package Length (Inch)	N/A
Bulb Base Type	Intrgrated LED	Inner Package Width (Inch)	N/A
Bulb Base Finish	N/A	Inner Package Height (Inch)	N/A
Color Temperature	2700K	Inner Package Weight Per Unit (Lbs)	N/A
Beam Angle	120°	Inner Package Quantity	N/A
Finish	Bronze		
CRI	90		
Average Life (Hours)	50000		
Estimated Yearly Energy Cost (11 ¢/Kwh)	1.81		
Life Based On 3Hrs/Day (Years)	45.66		
Product Length (Inch)	7.97	Lamp Type	LED DOWNLIGHT
Product Width (Inch)	7.97	Bulb Shape	N/A
Product Height (Inch)	2.66	Dry/Wet/Damp	DAMP
Product Extension (Inch)	N/A	Energy Star	YES
Product Weight Per Unit (Lbs)	0.84	Power Factor	>0.9
Dimmable	YES	Current	105mA
Watts	15	Lumen/Watt	75
Watt Equivalent	75	Warranty (Year)	5
Lumens	1000	DLC (Yes/No)	NO
Certification (UL/ETL/FCC)	ETL	Input Voltage	120V
Individual Box Length (Inch)	9.56	Housing Material	Aluminum
Individual Box Width (Inch)	9.56	Lens	Acrylic
Individual Box Height (Inch)	3.19	Led Type	HONGLI