


SIF484K

CRI 80 4000K 5000LM LED Recessed Semi Indirect Fixture

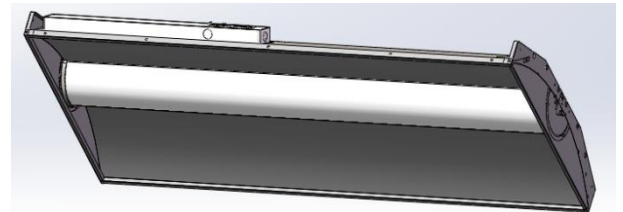


Performance

- LED Recessed Semi Indirect Fixture is designed to provide 25,000 hours of life
- Energy-saving & Super bright, saving 75% energy compared with traditional troffer
- ETL for use in Damp locations

Construction

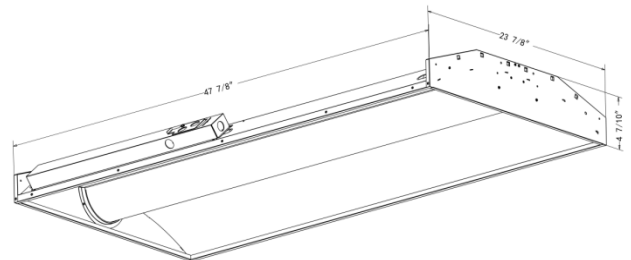
- white diffuse PC lens



Installation

Steel base with white powder coating

- Size: 48"* 24"* 4.75"



Specifications

Category	Semi Indirect Light		
Bulb Shape	Rectangular		
Bulb Base Type	Integrated LED		
Bulb Base Finish	N/A		
Color Temperature	4000K		
Beam Angle	80°	Lamp Type	LED
Finish	White	Dry/Wet/Damp	Damp
CRI	80	Energy Star	NO
Average Life (Hours)	35000	Power Factor	0.99
Estimated Yearly Energy Cost (11 ¢/Kwh)	6.26	Current	0.41A
Life Based On 3Hrs/Day (Years)	31.96	Lumen/Watt	73
Product Length (Inch)	48	Warranty (Year)	5
Product Width (Inch)	24	DLC (Yes/No)	NO
Product Height (Inch)	4.75	Input Voltage	120-277V
Product Extension (Inch)	N/A	Housing Material	METAL
Product Weight Per Unit (Lbs)	21.43	Lens	Polycarbonate
Dimmable	YES	Led Type	LM80 Local chips
Watts	52W		
Watt Equivalent	180W		
Lumens	5000		
Certification (UL/ETL/FCC)	ETL		